









Ocean Containers / Vessels	Interior Dimensions	Door Opening	Top Opening	Table Weight	Cubic Capacity	Maximum Payload*
40' High Cube Container 	L: 12.056m W: 2.347m H: 2.684m	W: 2.340m H: 2.585m		2,900 kg m 6,393lbs	76.0 cbm/ 2,684 cu. ft.	29,600kg 65,256 lbs.
40' Dry Freight Container 	L: 12.051m W: 2.340m H: 2.380m	W: 2.286m H: 2.278m		3,084kg 6,799 lbs. 3,630kg (steel) #2 8,003 lbs.(steel)	67.3 cbm. 2,377 cu. ft.	27,397 kg 60,401 lbs.
20' Dry Freight Container 	L: 5.919m W: 2.340m H: 2.380m	W: 2,286m H: 2,278m		1,900kg 4,189 lbs.	33.0 cbm. 1,165 cu. ft.	22,100 kg 48,721 lbs.
20' Open Top Container 	L: 5.919m W: 2.340m H: 2.386m	W: 2.286m H: 2.251m		2,174kg 4,793 lbs.	31.6 cbm. 1,116 cu. ft.	21,826kg 48,117 lbs.
40' Open Top Container 	L: 12.043m W: 2.338m H: 2.272m	W: 2.279m H: 2.272m	L: 5.425m W: 2.222m	4,300kg 9,480 lbs.	64.0 cbm. 2,260 cu. ft.	26,181 kg 57,720 lbs.
20' Flat Rack Container 	L: 5.702m W: 2.438m H: 2.327m		L: 11.585m W: 2.162m	2,330kg 5,137 lbs.		21,670kg 47,773 lbs.
40' Flat Rack Container 	L: 11.820m W: 2.148m H: 2.095m			5,260kg 11,596 lbs.		25,220kg 55,600 lbs.
40' Collapsible Flat Rack 	L: 12.08m W: 2.126m H: 2.043m			5,400kg 11,905 lbs.		39,000kg 85,979 lbs.

* Payload details are subject to road weight limitations applicable in individual countries and states.